



Learn to Swim kampaņa Latvijā

Tikšanās Rīgā 2016. gada 3. oktobrī

Kāpēc izglītošana par peldēšanu?

Brošūras saturs:

- sekojošie soļi pēc mūsu ieteikuma
- Learn to Swim kampaņas plāns (L.S.F.L.)
- Madonas peldbaseina, sporta halles un ledus laukuma projekta pētījums
- vispārējā arhitektu sniegtā informācija.

Mēs Jums iesakām veikt sekojošus soļus:

1. Izglītības un zinātnes ministrijai jāuzsāk darbs pie atbilstošas neatkarīgas kvalifikācijas programmas izveides peldēšanas skolotāju un cilvēku apmācību programmām.
2. Jāatbalsta neatkarīgas (bezpeļņas) Learn to Swim Foundation Latvia, L.S.F.L. organizācijas izveidi. *Latvijas bezpeļņas Learn to Swim Foundation Latvia (LSFL) (virtuālā organizācija “mācies peldēt”)*
3. Padarīt pieejamu nepieciešamo finansējumu 2 iepriekšminētiem punktiem, jāuzsāk pēc iespējas ātrāk.
3. Valdība palīdz ikvienā iespējamā veidā, lai atbalstītu nepieciešamās infrastruktūras finansējumu, ieskaitot PVN likumprojektu. Ministrijā ir jāizveido iekšējā komisija šī finansējuma izstrādei.
4. Jāmodernizē peldbaseinu būvnoteikumi.
5. Latvijas valdībai jāņem reāla līdzdalība peldēšanas nodarbību faktiskajās izmaksās visiem Latvijas iedzīvotājiem.
6. Jāatbalsta peldēšanas kā terapijas praktisko pielietojumu un ikvienā iespējamā veidā jāatbalsta pašreizējie un topošie peldētāji ar fizisku trūkumu.





The Learn to Swim Campaign Latvia

meeting on October 3rd 2016

Why Swim - education?

Presented by Etienne and Erik

The Learn to swim campaign complete plan gives you additional
practical information!

Swimming is fun!

When a child has fun, it is Ready to learn



Swimming pools are today about multiple usage; swim-teaching, aqua-jogging, training.....

- Swimming is about Surviving, Healthy and being Sportive



First tool

Create proper swim-education programs



Second tool

Create and manage the proper affordable infrastructure



Financing

- 5 differently financed and totally different projects:
1. A small privately and crowd financed swimming pool

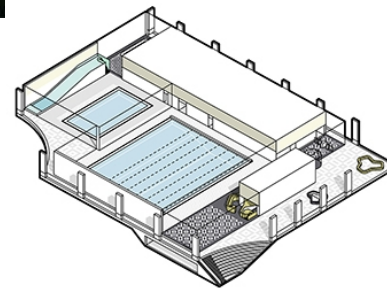


Vathorst, privately and crowdfunded financing, 20 x 10 meter swimming pool, with catering.

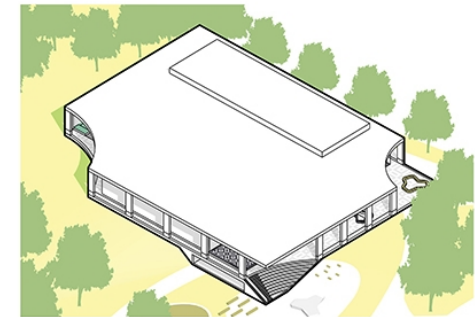
2. Financing with pps and via a DBFMO Design, Build, Finance, Maintain, Operate



An extensive swimming pool project in Belgium. In short; the municipality pays a fixed fee during 20-30 years and has no more concerns about extra costs of any kind.



AXONOMETRIC VIEW OF GROUND FLOOR PLAN



AXONOMETRIC VIEW OF BUILDING

3. DBME -Tijenraan design, build, maintain, energy



Financing by the Municipality of Raalte in combination. Management under the independent municipality sports company.

The new sports centre houses contains three swimming pools and two sports halls, a billiards room, a physio-fitness practice, offices and meeting rooms, a beach sports pitch and ample hospitality and meeting facilities.

4. A municipality financed pool all financing is the responsibility of the municipality



Municipality pool in Rees,
Germany.

See also the film at:

[www.youtube.com/watch?](http://www.youtube.com/watch?v=gSbA5FwqLiA&feature=youtu.be)

[v=gSbA5FwqLiA&feature=youtu.be](http://www.youtube.com/watch?v=gSbA5FwqLiA&feature=youtu.be)

5. An independent non-profit foundation with social funding*



This project was started by a new non-profit foundation. Among the founders the local swimming clubs, diving club a physio-therapist and the municipality. Financed with a social funding organization, and with a municipality guaranteed loan. Location: Culemborg.

Create proper swim-education programs a short explanation

It is essential to prepare a complete educational system for people to become qualified swim-teachers. In cooperation with a Latvian sports teachers school?

It is essential to prepare a complete diploma system for swim teachers and for all people wanting to learn how to swim.

It is important to include a proper regular independent control system for the different teaching programs and at the actual work of the swim teachers. Besides taking care of regular updating courses to the swim teachers.

We suggest to start with training sports-teachers to become also swim-teachers.

Swimtosurvive, Etienne and Erik can implement all of the above in Latvia, in close cooperation with the local organizations.



Swimming Pool Management

Managing a modern swimming pool, which might include a number of different functions such as: swimming, wellness, physiotherapy, restaurant, aqua-sports, a rehabilitation center and a sports hall asks for a modern, experienced and efficient management team.

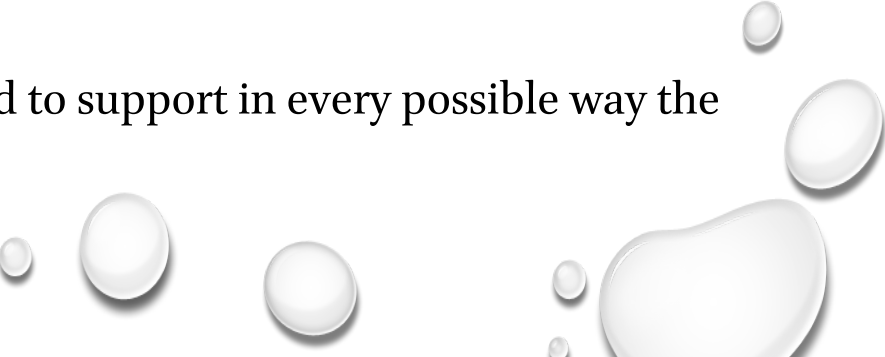
We have the practical international experience to implement this management and we are ready to help. But over a longer period it will have to become a total Latvian activity.

It might even be considered to coordinate management, in all its possibilities, for all new swimming pools, via one management- knowledge center at for instance the L.S.F.L. in cooperation with the 3 Latvian Swimming Federations.





We kindly suggest to you to take the following steps, to save people!

1. The Ministry of Education to start the procedures to set up a proper independent qualification program for the teach the swim teacher and teach the people program.
 2. To support the setup of the independent Learn to Swim (non-profit) Foundation Latvia, L.S.F.L.
 3. To make available the necessary financing to get started as soon as possible, for at least the coming 2 years
 3. The government helps in every possible way to support the financing of the necessary infrastructure, including a clear VAT proposal. And to start an inter-ministry committee to set up this financing.
 4. Building regulations for swimming pools to be modernised and optimised for maximum safety, lowest energy use and highest efficiency.
 5. The Latvian government comes with a realistic budget for the actual costs of the swimming lessons to all Latvians.
 6. To support the practical use of swimming as a therapy and to support in every possible way the current and future handicapped swimmers.
- 

The End

We like to thank:

Mihails of the water polo federation as he took the very first initiative for this campaign and he was most helpful in providing the necessary information and contacts.

We like to thank Valdis Barda from Aloja for making this meeting possible and Agris Lungevics for his confidence in the first full feasibility study for a swimming pool and more in Madona, Latvia.

Furthermore we like to thank all volunteers who helped us until now and who will help in the future.

Our first supporters:

The Latvian Waterpolo Federation, who took the initiative. The Latvian Handicapped Swimming Federation and the municipalities of Madona, Aloja, Ogre and Marupe.

Our first sponsors; Hotel and conference centre: Mara in Marupe / swimtosurvive.nl / Rorsch & Partners with Madona Twigs / Slangen + Koenis bv /2521.



ETIENNE STOLTENKAMP

LATEST PROJECT;

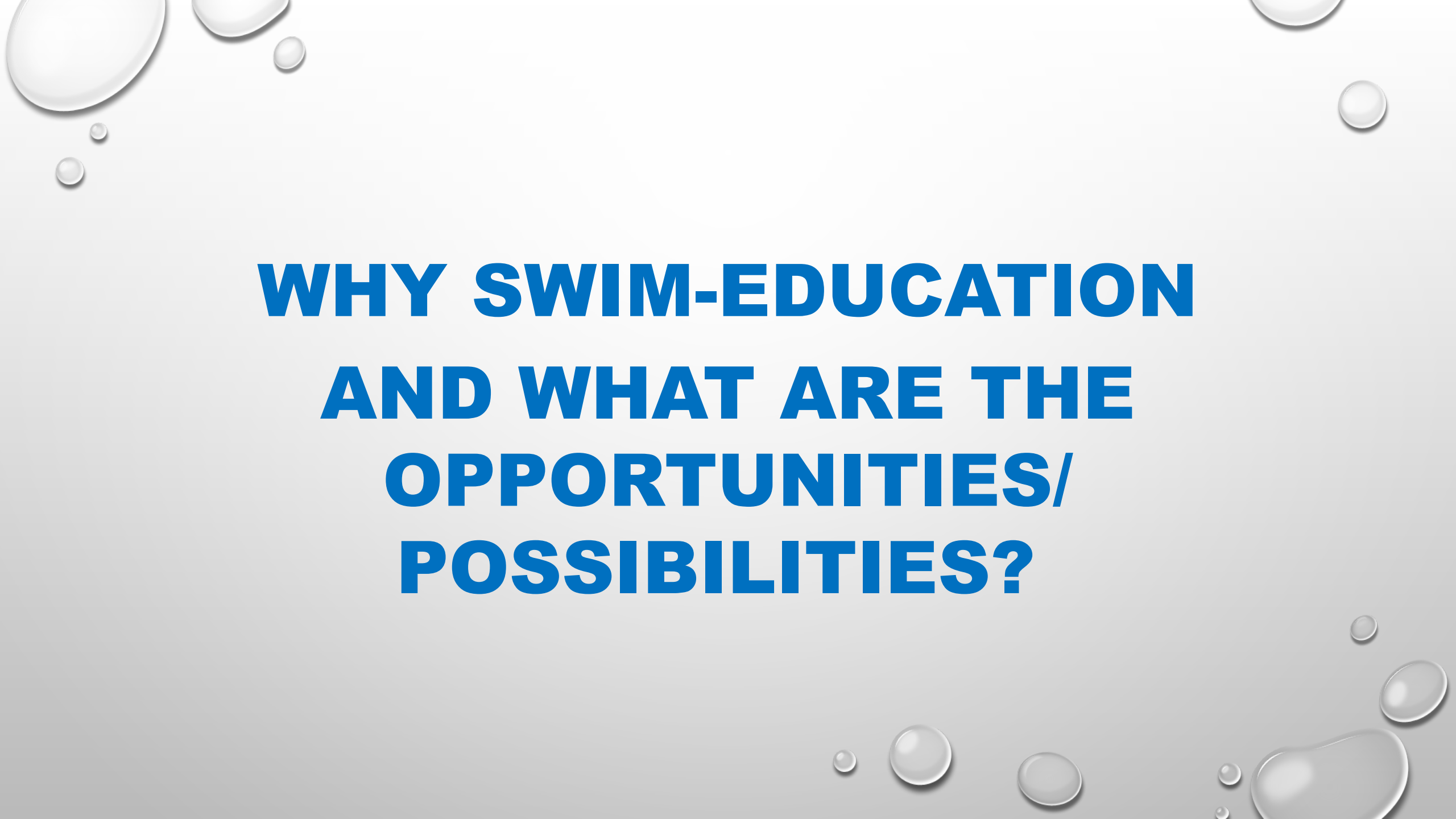
- POOLMANAGER IN ZEIST (SUSTAINABLE)
- SWIM TO SURVIVE PROJECTS IN AFRICA

VISION SWIM-EDUCATION;

- SAFETY
- QUALITY
- FUN



you have a swimcertificate for live
and to have a future

The background features a light gray gradient with several realistic water droplets of varying sizes scattered in the corners. The droplets have highlights and shadows, giving them a three-dimensional appearance.

**WHY SWIM-EDUCATION
AND WHAT ARE THE
OPPORTUNITIES/
POSSIBILITIES?**

DROWNING IS A MAJOR PROBLEM?!

A LEADING KILLER OF CHILDREN

Number of deaths for children under 15 years

TUBERCULOSIS	69 648
MEASLES	125 813
DROWNING	140 219
HIV	199 071
MENINGITIS	217 580

GLOBAL REPORT
ON DROWNING

PREVENTING A
LEADING KILLER



BRON: BLOOMBERG

SOLUTION??



FIRST TOOL

- CREATE SWIM-EDUCATIONPROGRAMS AND



A NATIONAL SWIM-CERTIFICATE

This is not a design, actual design and texts to be made in Latvia
Front side

Swim diploma 1

Issued by Learn to Swim Foundation Latvia



Name of the participant:.....

Date of Birth

Name organising club

Swimming pool

Signature official 2

Date

Signature official 1

Back side

Swim diploma 1

Issued by Learn to Swim Foundation Latvia

LFSL registration number:.....

All Specifications: From a certain height jumping etc.



SWIMMING IS FUN!



ORGANIZE SWIM-EDUCATION

- **CREATE AND JOIN THE (NATIONAL) SWIM-EDUCATION PLAN**
- **CREATE A SWIM-INSTRUCTOR (EDUCATION) PROGRAM**
- **CREATE A CHILD-FRIENDLY SWIM-CERTIFICATE**
- **CREATE A CHILD-FRIENDLY REWARD SYSTEM**
- **GIVE THE PEOPLE THE POSSIBILITY TO FOLLOW SWIM-EDUCATION**

EVERY POOL A SWIM- EDUCATIONPROGRAM

- OPEN YOUR POOL EVERY AFTERNOON FOR SWIM-EDUCATION
- TWICE A WEEK SWIM-EDUCATION FOR EVERY CHILD
- IN 4 STEPS TO A SWIM-CERTIFICATE
- LESSONS OF 30 – 45 MINUTES
- 5 – 8 STUDENTS
- ONE SWIM-INSTRUCTOR PER GROUP
- STUDENTS INDIVIDUAL LEARNINGROUTE
- ONE PERSON WHO CONTROLES THIS (POOLMANAGER)

MARKETING AND SUPPORT

- GOVERNMENT, SWIMMING FEDERATION, SCHOOLS
- CREATE A CHILD-FRIENDLY REWARDS SYSTEM
- ORGANIZE SEMINARS
(TO EXPLAIN AND TO IMPROVE SWIM-EDUCATION AND EXPLOITATION)
- MAKE SWIM-EDUCATION INTERACTIVE.
- RECOGNIZE THIS SWIM-CERTIFICATE
(GIVE THIS CERTIFICATE STATUS)
- SET A GOAL/TARGET
(EXAMPLE NO ONE LEAVES PRIMARY SCHOOL WITHOUT A SWIM-CERTIFICATE)

WHAT DO YOU NEED MORE?

- SWIMMINGPOOLS:

- ALMERE SWIMMING POOL
- AND SPORT HALL ON TOP



- CONFIDENCE IN RETURN ON INVESTMENT. IT TOOK THE NETHERLANDS 40 YEARS TO REACH THIS WHERE WE ARE NOW!
- AND WITH OUR EXPERIENCE.



ANY QUESTIONS?

- **THANKS YOU VERY MUCH
FOR LISTENING TO US**
- 